

Turning Movement Summary Diagram

North On 3 St		
Vehicle Type	Vol	%
A: Passenger Vehicle	732	92.7
B: Recreational Vehicle	9	1.1
C: Bus	0	0.0
D: Single Unit Truck	43	5.4
E: Tractor Trailer Unit	6	0.8
ASDT	900	AADT 790

Reference No.: 997104

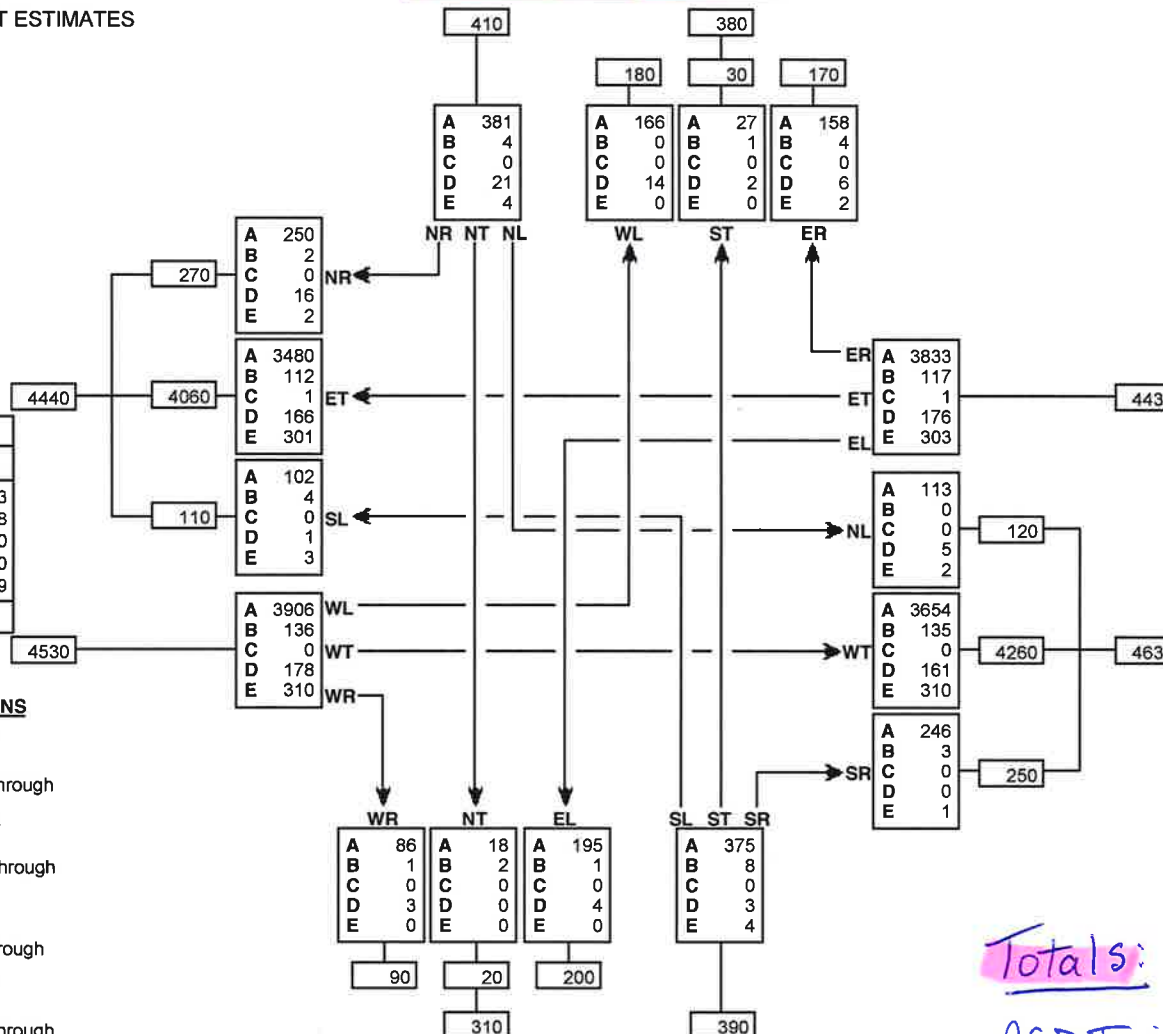
Intersection of:

27 & 3 ST IN SUNDRE 04-33-05-504101480

2016 AADT / ASDT ESTIMATES

West On 27		
Vehicle Type	Vol	%
A: Passenger Vehicle	7738	86.3
B: Recreational Vehicle	254	2.8
C: Bus	1	0.0
D: Single Unit Truck	361	4.0
E: Tractor Trailer Unit	616	6.9
ASDT	10200	AADT 8970

East On 27		
Vehicle Type	Vol	%
A: Passenger Vehicle	7846	86.6
B: Recreational Vehicle	255	2.8
C: Bus	1	0.0
D: Single Unit Truck	342	3.8
E: Tractor Trailer Unit	616	6.8
ASDT	10300	AADT 9060



TURNING MOVEMENT ABBREVIATIONS

- NR: Traffic From North Turning Right
- NL: Traffic From North Turning Left
- NT: Traffic From North Proceeding Through
- SR: Traffic From South Turning Right
- SL: Traffic From South Turning Left
- ST: Traffic From South Proceeding Through
- ER: Traffic From East Turning Right
- EL: Traffic From East Turning Left
- ET: Traffic From East Proceeding Through
- WR: Traffic From West Turning Right
- WL: Traffic From West Turning Left
- WT: Traffic From West Proceeding Through

TURNING MOVEMENT ABBREVIATIONS

- AADT: Average Annual Daily Traffic
Average daily traffic expressed as vehicles per day for period of January 1 to December 31 (365 days)
- ASDT: Average Summer Daily Traffic
Average daily traffic expressed as vehicles per day for period of May 1 to September 30 (153 days)

South On 3 St		
Vehicle Type	Vol	%
A: Passenger Vehicle	674	96.3
B: Recreational Vehicle	12	1.7
C: Bus	0	0.0
D: Single Unit Truck	10	1.4
E: Tractor Trailer Unit	4	0.6
ASDT	800	AADT 700

Totals:	DAY	YEAR
ASDT	22,200	8,103,000
AADT	19,520	7,124,800

Turning Movement Summary Diagram

Reference No.: 997104

Intersection of:

27 & 3 ST IN SUNDRE 04-33-05-504101480

2016 a.m. 100th Highest Hour ESTIMATES

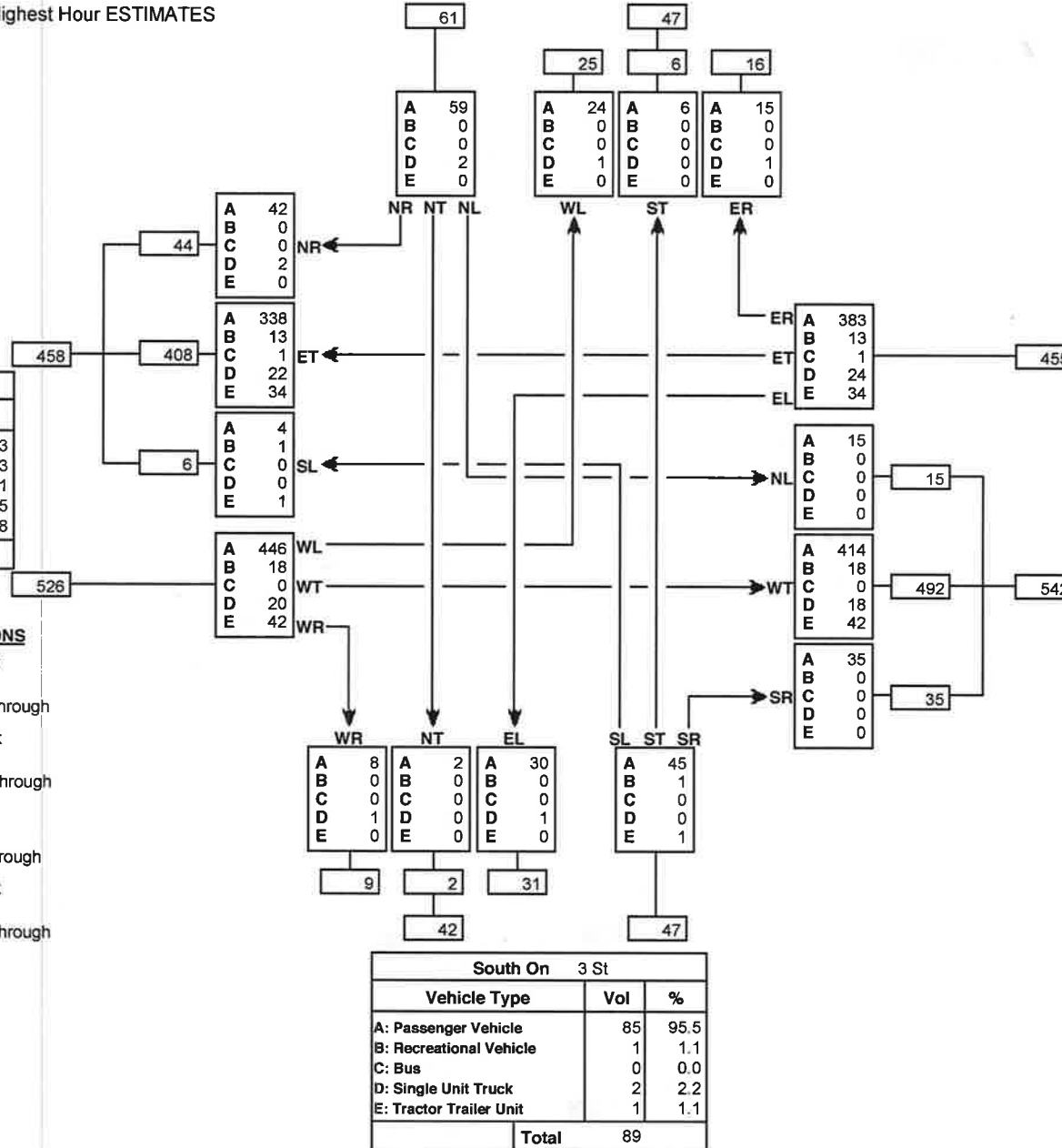
North On 3 St		
Vehicle Type	Vol	%
A: Passenger Vehicle	104	96.3
B: Recreational Vehicle	0	0.0
C: Bus	0	0.0
D: Single Unit Truck	4	3.7
E: Tractor Trailer Unit	0	0.0
Total	108	

West On 27		
Vehicle Type	Vol	%
A: Passenger Vehicle	830	84.3
B: Recreational Vehicle	32	3.3
C: Bus	1	0.1
D: Single Unit Truck	44	4.5
E: Tractor Trailer Unit	77	7.8
Total	984	

East On 27		
Vehicle Type	Vol	%
A: Passenger Vehicle	847	85.0
B: Recreational Vehicle	31	3.1
C: Bus	1	0.1
D: Single Unit Truck	42	4.2
E: Tractor Trailer Unit	76	7.6
Total	997	

TURNING MOVEMENT ABBREVIATIONS

- NR: Traffic From North Turning Right
- NL: Traffic From North Turning Left
- NT: Traffic From North Proceeding Through
- SR: Traffic From South Turning Right
- SL: Traffic From South Turning Left
- ST: Traffic From South Proceeding Through
- ER: Traffic From East Turning Right
- EL: Traffic From East Turning Left
- ET: Traffic From East Proceeding Through
- WR: Traffic From West Turning Right
- WL: Traffic From West Turning Left
- WT: Traffic From West Proceeding Through



South On 3 St		
Vehicle Type	Vol	%
A: Passenger Vehicle	85	95.5
B: Recreational Vehicle	1	1.1
C: Bus	0	0.0
D: Single Unit Truck	2	2.2
E: Tractor Trailer Unit	1	1.1
Total	89	

Turning Movement Summary Diagram

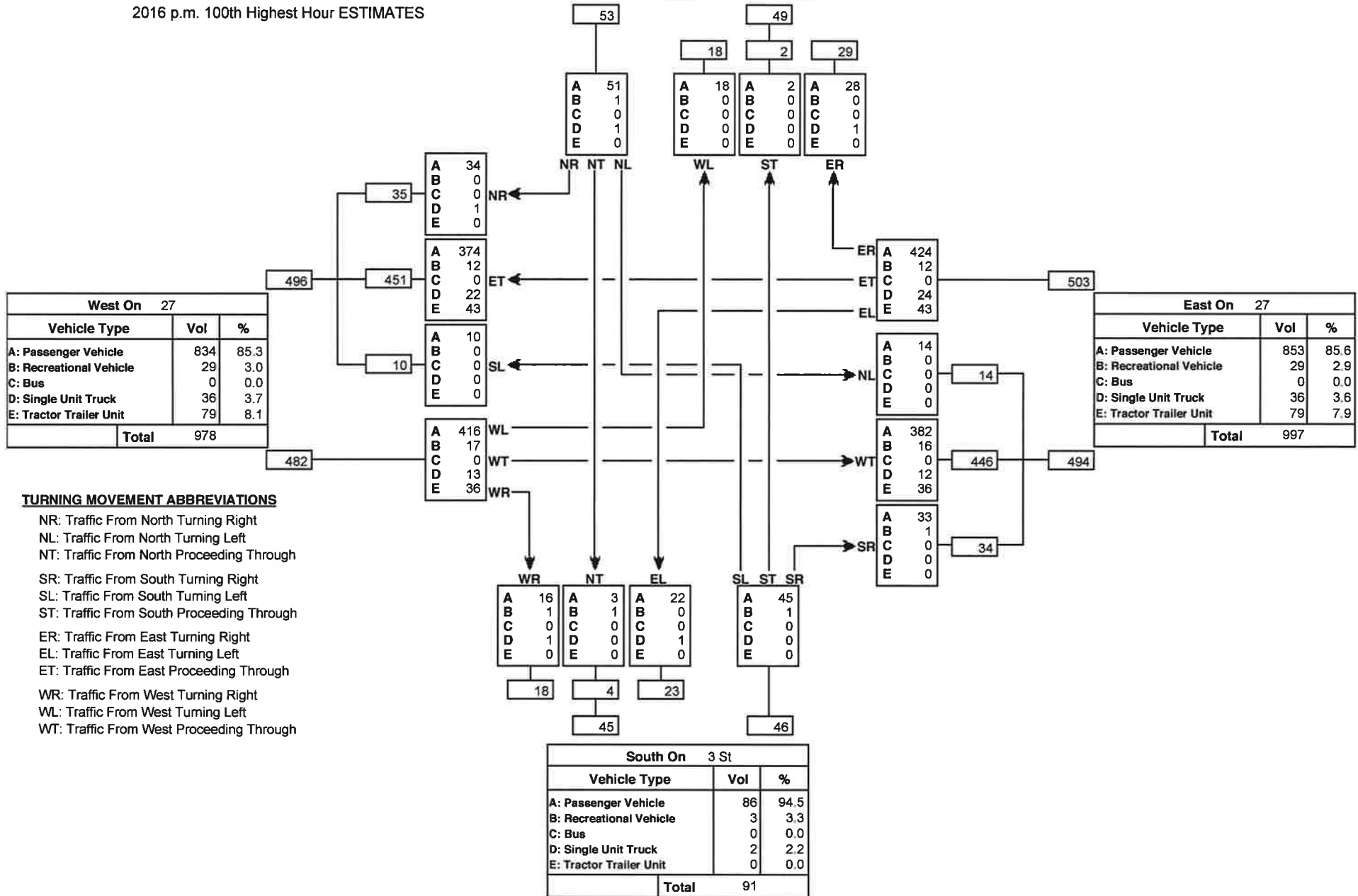
North On 3 St		
Vehicle Type	Vol	%
A: Passenger Vehicle	99	97.1
B: Recreational Vehicle	1	1.0
C: Bus	0	0.0
D: Single Unit Truck	2	2.0
E: Tractor Trailer Unit	0	0.0
Total		102

Reference No.: 997104

Intersection of:

27 & 3 ST IN SUNDRE 04-33-05-504101480

2016 p.m. 100th Highest Hour ESTIMATES



TURNING MOVEMENT ABBREVIATIONS

- NR: Traffic From North Turning Right
- NL: Traffic From North Turning Left
- NT: Traffic From North Proceeding Through
- SR: Traffic From South Turning Right
- SL: Traffic From South Turning Left
- ST: Traffic From South Proceeding Through
- ER: Traffic From East Turning Right
- EL: Traffic From East Turning Left
- ET: Traffic From East Proceeding Through
- WR: Traffic From West Turning Right
- WL: Traffic From West Turning Left
- WT: Traffic From West Proceeding Through

